












SPECTRUM OF LAND USE

THIS SPECTRUM CHARACTERIZES THE LAND USES PROVIDED FOR UNDER THE OREGON PLANNING PROGRAM

URBAN GROWTH BOUNDARY		URBAN EXCEP	RURAL COMMUNITIES			RURAL EXCEP	RESOURCE			
URBAN	URBAN-IZABLE (URBAN RESERVE)	GOAL 14 EXCEP-TIONS	RURAL COMMUN-ITIES	RURAL SERVICE CENTERS	RESORT COMMUN-ITY	RESIDEN-TIAL COMMER-CIAL INDUS-TRIAL	FARM	MIXED FARM FOREST	FOREST	OTHER NATURAL RES.
										

Note on The Statewide Program Enabling Laws:

- There is a well developed body of law on urban land
- The Goal 14 exception process is cumbersome but can be made to work for intensely urban places where a city does not exist.
- There is a good body of law on rural communities (including urban unincorporated communities)
- There is general guidance on rural exception area
- There is a well developed body of law on resource lands